

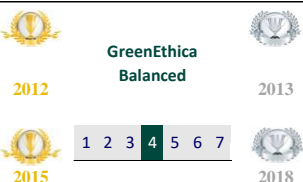


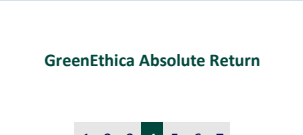



GESTION DE FORTUNE GREENETHICA CLASSIQUE

31 Mars 2021

Profil d'Investissement	Paramètres d'Investissement ^[1]	Performance	Rendement / Risque																																																																								
 <p>GreenEthica Defensive</p> <p>2013 2014 2015</p> <p>1 2 3 4 5 6 7</p>	<table border="1"> <thead> <tr> <th></th> <th>Min.</th> <th>Max.</th> <th>Neutre</th> <th>Actuel</th> <th>Diff.</th> </tr> </thead> <tbody> <tr> <td>Liquidités</td> <td>0%</td> <td>70%</td> <td>15.0%</td> <td>12.0%</td> <td>-3.0%</td> </tr> <tr> <td>Obligations</td> <td>30%</td> <td>100%</td> <td>75.0%</td> <td>68.5%</td> <td>-6.5%</td> </tr> <tr> <td>Actions</td> <td>0%</td> <td>10%</td> <td>5.0%</td> <td>10.0%</td> <td>5.0%</td> </tr> <tr> <td>Autres</td> <td>0%</td> <td>10%</td> <td>5.0%</td> <td>9.5%</td> <td>4.5%</td> </tr> <tr> <td>Total</td> <td></td> <td></td> <td>100.0%</td> <td>100.0%</td> <td></td> </tr> </tbody> </table>		Min.	Max.	Neutre	Actuel	Diff.	Liquidités	0%	70%	15.0%	12.0%	-3.0%	Obligations	30%	100%	75.0%	68.5%	-6.5%	Actions	0%	10%	5.0%	10.0%	5.0%	Autres	0%	10%	5.0%	9.5%	4.5%	Total			100.0%	100.0%		<table border="1"> <thead> <tr> <th>Mtd</th> <th>-0.41%</th> </tr> <tr> <th>Ytd</th> <th>-1.43%</th> </tr> </thead> <tbody> <tr><td>2020</td><td>0.99%</td></tr> <tr><td>2019</td><td>6.24%</td></tr> <tr><td>2018</td><td>-3.95%</td></tr> <tr><td>2017</td><td>1.57%</td></tr> <tr><td>2016</td><td>0.67%</td></tr> <tr><td>2015</td><td>5.58%</td></tr> <tr><td>2014</td><td>13.22%</td></tr> <tr><td>2013</td><td>5.82%</td></tr> </tbody> </table>	Mtd	-0.41%	Ytd	-1.43%	2020	0.99%	2019	6.24%	2018	-3.95%	2017	1.57%	2016	0.67%	2015	5.58%	2014	13.22%	2013	5.82%	<table border="1"> <tbody> <tr><td>Taux Rend. Compos</td><td>3.45%</td></tr> <tr><td>Ecart Type</td><td>1.88%</td></tr> <tr><td>Gain-Déviations</td><td>2.76%</td></tr> <tr><td>Perte-Déviations</td><td>2.86%</td></tr> <tr><td>Information ratio</td><td>1.83</td></tr> <tr><td>Max Drawdown</td><td>-5.82%</td></tr> <tr><td>Mois Positifs</td><td>63.64%</td></tr> </tbody> </table>	Taux Rend. Compos	3.45%	Ecart Type	1.88%	Gain-Déviations	2.76%	Perte-Déviations	2.86%	Information ratio	1.83	Max Drawdown	-5.82%	Mois Positifs	63.64%		
	Min.	Max.	Neutre	Actuel	Diff.																																																																						
Liquidités	0%	70%	15.0%	12.0%	-3.0%																																																																						
Obligations	30%	100%	75.0%	68.5%	-6.5%																																																																						
Actions	0%	10%	5.0%	10.0%	5.0%																																																																						
Autres	0%	10%	5.0%	9.5%	4.5%																																																																						
Total			100.0%	100.0%																																																																							
Mtd	-0.41%																																																																										
Ytd	-1.43%																																																																										
2020	0.99%																																																																										
2019	6.24%																																																																										
2018	-3.95%																																																																										
2017	1.57%																																																																										
2016	0.67%																																																																										
2015	5.58%																																																																										
2014	13.22%																																																																										
2013	5.82%																																																																										
Taux Rend. Compos	3.45%																																																																										
Ecart Type	1.88%																																																																										
Gain-Déviations	2.76%																																																																										
Perte-Déviations	2.86%																																																																										
Information ratio	1.83																																																																										
Max Drawdown	-5.82%																																																																										
Mois Positifs	63.64%																																																																										
 <p>GreenEthica Conservative Plus</p> <p>1 2 3 4 5 6 7</p>	<table border="1"> <thead> <tr> <th></th> <th>Min.</th> <th>Max.</th> <th>Neutre</th> <th>Actuel</th> <th>Diff.</th> </tr> </thead> <tbody> <tr> <td>Liquidités</td> <td>0%</td> <td>70%</td> <td>15.0%</td> <td>12.0%</td> <td>-3.0%</td> </tr> <tr> <td>Obligations</td> <td>30%</td> <td>100%</td> <td>55.0%</td> <td>60.5%</td> <td>5.5%</td> </tr> <tr> <td>Actions</td> <td>0%</td> <td>35%</td> <td>20.0%</td> <td>24.0%</td> <td>4.0%</td> </tr> <tr> <td>Autres</td> <td>0%</td> <td>25%</td> <td>10.0%</td> <td>3.5%</td> <td>-6.5%</td> </tr> <tr> <td>Total</td> <td></td> <td></td> <td>100.0%</td> <td>100.0%</td> <td></td> </tr> </tbody> </table>		Min.	Max.	Neutre	Actuel	Diff.	Liquidités	0%	70%	15.0%	12.0%	-3.0%	Obligations	30%	100%	55.0%	60.5%	5.5%	Actions	0%	35%	20.0%	24.0%	4.0%	Autres	0%	25%	10.0%	3.5%	-6.5%	Total			100.0%	100.0%		<table border="1"> <thead> <tr> <th>Mtd</th> <th>-0.25%</th> </tr> <tr> <th>Ytd</th> <th>-1.32%</th> </tr> </thead> <tbody> <tr><td>2020</td><td>0.25%</td></tr> <tr><td>2019</td><td>8.07%</td></tr> <tr><td>2018</td><td>-4.09%</td></tr> <tr><td>2017</td><td>3.54%</td></tr> <tr><td>2016</td><td>-0.80%</td></tr> <tr><td>2015</td><td>5.93%</td></tr> <tr><td>2014</td><td>11.13%</td></tr> <tr><td>2013</td><td>9.91%</td></tr> <tr><td>2012</td><td>15.93%</td></tr> </tbody> </table>	Mtd	-0.25%	Ytd	-1.32%	2020	0.25%	2019	8.07%	2018	-4.09%	2017	3.54%	2016	-0.80%	2015	5.93%	2014	11.13%	2013	9.91%	2012	15.93%	<table border="1"> <tbody> <tr><td>Taux Rend. Compos</td><td>4.51%</td></tr> <tr><td>Ecart Type</td><td>2.88%</td></tr> <tr><td>Gain-Déviations</td><td>2.75%</td></tr> <tr><td>Perte-Déviations</td><td>3.17%</td></tr> <tr><td>Information ratio</td><td>1.57</td></tr> <tr><td>Max Drawdown</td><td>-8.68%</td></tr> <tr><td>Mois Positifs</td><td>66.67%</td></tr> </tbody> </table>	Taux Rend. Compos	4.51%	Ecart Type	2.88%	Gain-Déviations	2.75%	Perte-Déviations	3.17%	Information ratio	1.57	Max Drawdown	-8.68%	Mois Positifs	66.67%
	Min.	Max.	Neutre	Actuel	Diff.																																																																						
Liquidités	0%	70%	15.0%	12.0%	-3.0%																																																																						
Obligations	30%	100%	55.0%	60.5%	5.5%																																																																						
Actions	0%	35%	20.0%	24.0%	4.0%																																																																						
Autres	0%	25%	10.0%	3.5%	-6.5%																																																																						
Total			100.0%	100.0%																																																																							
Mtd	-0.25%																																																																										
Ytd	-1.32%																																																																										
2020	0.25%																																																																										
2019	8.07%																																																																										
2018	-4.09%																																																																										
2017	3.54%																																																																										
2016	-0.80%																																																																										
2015	5.93%																																																																										
2014	11.13%																																																																										
2013	9.91%																																																																										
2012	15.93%																																																																										
Taux Rend. Compos	4.51%																																																																										
Ecart Type	2.88%																																																																										
Gain-Déviations	2.75%																																																																										
Perte-Déviations	3.17%																																																																										
Information ratio	1.57																																																																										
Max Drawdown	-8.68%																																																																										
Mois Positifs	66.67%																																																																										
 <p>GreenEthica Balanced</p> <p>2012 2013 2015 2018</p> <p>1 2 3 4 5 6 7</p>	<table border="1"> <thead> <tr> <th></th> <th>Min.</th> <th>Max.</th> <th>Neutre</th> <th>Actuel</th> <th>Diff.</th> </tr> </thead> <tbody> <tr> <td>Liquidités</td> <td>0%</td> <td>70%</td> <td>15.0%</td> <td>11.0%</td> <td>-4.0%</td> </tr> <tr> <td>Obligations</td> <td>15%</td> <td>85%</td> <td>35.0%</td> <td>31.5%</td> <td>-3.5%</td> </tr> <tr> <td>Actions</td> <td>15%</td> <td>65%</td> <td>35.0%</td> <td>50.5%</td> <td>15.5%</td> </tr> <tr> <td>Autres</td> <td>0%</td> <td>35%</td> <td>15.0%</td> <td>7.0%</td> <td>-8.0%</td> </tr> <tr> <td>Total</td> <td></td> <td></td> <td>100.0%</td> <td>100.0%</td> <td></td> </tr> </tbody> </table>		Min.	Max.	Neutre	Actuel	Diff.	Liquidités	0%	70%	15.0%	11.0%	-4.0%	Obligations	15%	85%	35.0%	31.5%	-3.5%	Actions	15%	65%	35.0%	50.5%	15.5%	Autres	0%	35%	15.0%	7.0%	-8.0%	Total			100.0%	100.0%		<table border="1"> <thead> <tr> <th>Mtd</th> <th>-1.28%</th> </tr> <tr> <th>Ytd</th> <th>-2.21%</th> </tr> </thead> <tbody> <tr><td>2020</td><td>10.92%</td></tr> <tr><td>2019</td><td>9.22%</td></tr> <tr><td>2018</td><td>-5.73%</td></tr> <tr><td>2017</td><td>7.92%</td></tr> <tr><td>2016</td><td>-3.87%</td></tr> <tr><td>2015</td><td>12.21%</td></tr> <tr><td>2014</td><td>4.87%</td></tr> <tr><td>2013</td><td>18.19%</td></tr> <tr><td>2012</td><td>17.69%</td></tr> </tbody> </table>	Mtd	-1.28%	Ytd	-2.21%	2020	10.92%	2019	9.22%	2018	-5.73%	2017	7.92%	2016	-3.87%	2015	12.21%	2014	4.87%	2013	18.19%	2012	17.69%	<table border="1"> <tbody> <tr><td>Taux Rend. Compos</td><td>6.51%</td></tr> <tr><td>Ecart Type</td><td>3.93%</td></tr> <tr><td>Gain-Déviations</td><td>4.10%</td></tr> <tr><td>Perte-Déviations</td><td>4.39%</td></tr> <tr><td>Information ratio</td><td>1.66</td></tr> <tr><td>Max Drawdown</td><td>-11.34%</td></tr> <tr><td>Mois Positifs</td><td>65.93%</td></tr> </tbody> </table>	Taux Rend. Compos	6.51%	Ecart Type	3.93%	Gain-Déviations	4.10%	Perte-Déviations	4.39%	Information ratio	1.66	Max Drawdown	-11.34%	Mois Positifs	65.93%
	Min.	Max.	Neutre	Actuel	Diff.																																																																						
Liquidités	0%	70%	15.0%	11.0%	-4.0%																																																																						
Obligations	15%	85%	35.0%	31.5%	-3.5%																																																																						
Actions	15%	65%	35.0%	50.5%	15.5%																																																																						
Autres	0%	35%	15.0%	7.0%	-8.0%																																																																						
Total			100.0%	100.0%																																																																							
Mtd	-1.28%																																																																										
Ytd	-2.21%																																																																										
2020	10.92%																																																																										
2019	9.22%																																																																										
2018	-5.73%																																																																										
2017	7.92%																																																																										
2016	-3.87%																																																																										
2015	12.21%																																																																										
2014	4.87%																																																																										
2013	18.19%																																																																										
2012	17.69%																																																																										
Taux Rend. Compos	6.51%																																																																										
Ecart Type	3.93%																																																																										
Gain-Déviations	4.10%																																																																										
Perte-Déviations	4.39%																																																																										
Information ratio	1.66																																																																										
Max Drawdown	-11.34%																																																																										
Mois Positifs	65.93%																																																																										
 <p>GreenEthica Balanced SRI</p> <p>1 2 3 4 5 6 7</p>	<table border="1"> <thead> <tr> <th></th> <th>Min.</th> <th>Max.</th> <th>Neutre</th> <th>Actuel</th> <th>Diff.</th> </tr> </thead> <tbody> <tr> <td>Liquidités</td> <td>0%</td> <td>70%</td> <td>15.0%</td> <td>4.5%</td> <td>-10.5%</td> </tr> <tr> <td>Obligations</td> <td>15%</td> <td>85%</td> <td>35.0%</td> <td>43.5%</td> <td>8.5%</td> </tr> <tr> <td>Actions</td> <td>15%</td> <td>65%</td> <td>35.0%</td> <td>52.0%</td> <td>17.0%</td> </tr> <tr> <td>Autres</td> <td>0%</td> <td>35%</td> <td>15.0%</td> <td>0.0%</td> <td>-15.0%</td> </tr> <tr> <td>Total</td> <td></td> <td></td> <td>100.0%</td> <td>100.0%</td> <td></td> </tr> </tbody> </table>		Min.	Max.	Neutre	Actuel	Diff.	Liquidités	0%	70%	15.0%	4.5%	-10.5%	Obligations	15%	85%	35.0%	43.5%	8.5%	Actions	15%	65%	35.0%	52.0%	17.0%	Autres	0%	35%	15.0%	0.0%	-15.0%	Total			100.0%	100.0%		<table border="1"> <thead> <tr> <th>Mtd</th> <th>-0.99%</th> </tr> <tr> <th>Ytd</th> <th>-2.24%</th> </tr> </thead> <tbody> <tr><td>2020</td><td>10.88%</td></tr> <tr><td>2019</td><td>13.94%</td></tr> </tbody> </table>	Mtd	-0.99%	Ytd	-2.24%	2020	10.88%	2019	13.94%	<table border="1"> <tbody> <tr><td>Taux Rend. Compos</td><td>9.91%</td></tr> <tr><td>Ecart Type</td><td>6.04%</td></tr> <tr><td>Gain-Déviations</td><td>4.33%</td></tr> <tr><td>Perte-Déviations</td><td>11.30%</td></tr> <tr><td>Information ratio</td><td>1.64</td></tr> <tr><td>Max Drawdown</td><td>-11.60%</td></tr> <tr><td>Mois Positifs</td><td>77.78%</td></tr> </tbody> </table>	Taux Rend. Compos	9.91%	Ecart Type	6.04%	Gain-Déviations	4.33%	Perte-Déviations	11.30%	Information ratio	1.64	Max Drawdown	-11.60%	Mois Positifs	77.78%														
	Min.	Max.	Neutre	Actuel	Diff.																																																																						
Liquidités	0%	70%	15.0%	4.5%	-10.5%																																																																						
Obligations	15%	85%	35.0%	43.5%	8.5%																																																																						
Actions	15%	65%	35.0%	52.0%	17.0%																																																																						
Autres	0%	35%	15.0%	0.0%	-15.0%																																																																						
Total			100.0%	100.0%																																																																							
Mtd	-0.99%																																																																										
Ytd	-2.24%																																																																										
2020	10.88%																																																																										
2019	13.94%																																																																										
Taux Rend. Compos	9.91%																																																																										
Ecart Type	6.04%																																																																										
Gain-Déviations	4.33%																																																																										
Perte-Déviations	11.30%																																																																										
Information ratio	1.64																																																																										
Max Drawdown	-11.60%																																																																										
Mois Positifs	77.78%																																																																										
 <p>GreenEthica Aggressive</p> <p>2012 2013 2015 2016</p> <p>1 2 3 4 5 6 7</p>	<table border="1"> <thead> <tr> <th></th> <th>Min.</th> <th>Max.</th> <th>Neutre</th> <th>Actuel</th> <th>Diff.</th> </tr> </thead> <tbody> <tr> <td>Liquidités</td> <td>0%</td> <td>70%</td> <td>15.0%</td> <td>16.5%</td> <td>1.5%</td> </tr> <tr> <td>Obligations</td> <td>0%</td> <td>50%</td> <td>0.0%</td> <td>5.5%</td> <td>5.5%</td> </tr> <tr> <td>Actions</td> <td>30%</td> <td>100%</td> <td>70.0%</td> <td>78.0%</td> <td>8.0%</td> </tr> <tr> <td>Autres</td> <td>0%</td> <td>70%</td> <td>15.0%</td> <td>0.0%</td> <td>-15.0%</td> </tr> <tr> <td>Total</td> <td></td> <td></td> <td>100.0%</td> <td>100.0%</td> <td></td> </tr> </tbody> </table>		Min.	Max.	Neutre	Actuel	Diff.	Liquidités	0%	70%	15.0%	16.5%	1.5%	Obligations	0%	50%	0.0%	5.5%	5.5%	Actions	30%	100%	70.0%	78.0%	8.0%	Autres	0%	70%	15.0%	0.0%	-15.0%	Total			100.0%	100.0%		<table border="1"> <thead> <tr> <th>Mtd</th> <th>-2.67%</th> </tr> <tr> <th>Ytd</th> <th>-2.48%</th> </tr> </thead> <tbody> <tr><td>2020</td><td>12.33%</td></tr> <tr><td>2019</td><td>13.62%</td></tr> <tr><td>2018</td><td>-8.33%</td></tr> <tr><td>2017</td><td>12.18%</td></tr> <tr><td>2016</td><td>5.34%</td></tr> <tr><td>2015</td><td>16.94%</td></tr> <tr><td>2014</td><td>9.17%</td></tr> <tr><td>2013</td><td>27.63%</td></tr> <tr><td>2012</td><td>20.95%</td></tr> </tbody> </table>	Mtd	-2.67%	Ytd	-2.48%	2020	12.33%	2019	13.62%	2018	-8.33%	2017	12.18%	2016	5.34%	2015	16.94%	2014	9.17%	2013	27.63%	2012	20.95%	<table border="1"> <tbody> <tr><td>Taux Rend. Compos</td><td>10.50%</td></tr> <tr><td>Ecart Type</td><td>6.04%</td></tr> <tr><td>Gain-Déviations</td><td>5.61%</td></tr> <tr><td>Perte-Déviations</td><td>6.44%</td></tr> <tr><td>Information ratio</td><td>1.74</td></tr> <tr><td>Max Drawdown</td><td>-12.98%</td></tr> <tr><td>Mois Positifs</td><td>70.37%</td></tr> </tbody> </table>	Taux Rend. Compos	10.50%	Ecart Type	6.04%	Gain-Déviations	5.61%	Perte-Déviations	6.44%	Information ratio	1.74	Max Drawdown	-12.98%	Mois Positifs	70.37%
	Min.	Max.	Neutre	Actuel	Diff.																																																																						
Liquidités	0%	70%	15.0%	16.5%	1.5%																																																																						
Obligations	0%	50%	0.0%	5.5%	5.5%																																																																						
Actions	30%	100%	70.0%	78.0%	8.0%																																																																						
Autres	0%	70%	15.0%	0.0%	-15.0%																																																																						
Total			100.0%	100.0%																																																																							
Mtd	-2.67%																																																																										
Ytd	-2.48%																																																																										
2020	12.33%																																																																										
2019	13.62%																																																																										
2018	-8.33%																																																																										
2017	12.18%																																																																										
2016	5.34%																																																																										
2015	16.94%																																																																										
2014	9.17%																																																																										
2013	27.63%																																																																										
2012	20.95%																																																																										
Taux Rend. Compos	10.50%																																																																										
Ecart Type	6.04%																																																																										
Gain-Déviations	5.61%																																																																										
Perte-Déviations	6.44%																																																																										
Information ratio	1.74																																																																										
Max Drawdown	-12.98%																																																																										
Mois Positifs	70.37%																																																																										
 <p>GreenEthica Absolute Return</p> <p>1 2 3 4 5 6 7</p>	<table border="1"> <thead> <tr> <th></th> <th>Min.</th> <th>Max.</th> <th>Neutre</th> <th>Actuel</th> <th>Diff.</th> </tr> </thead> <tbody> <tr> <td>Liquidités</td> <td>0%</td> <td>100%</td> <td>5.0%</td> <td>17.5%</td> <td>12.5%</td> </tr> <tr> <td>Obligations</td> <td>0%</td> <td>100%</td> <td>20.0%</td> <td>35.0%</td> <td>15.0%</td> </tr> <tr> <td>Actions</td> <td>0%</td> <td>65%</td> <td>20.0%</td> <td>31.5%</td> <td>11.5%</td> </tr> <tr> <td>Autres</td> <td>0%</td> <td>100%</td> <td>55.0%</td> <td>16.0%</td> <td>-39.0%</td> </tr> <tr> <td>Total</td> <td></td> <td></td> <td>100.0%</td> <td>100.0%</td> <td></td> </tr> </tbody> </table>		Min.	Max.	Neutre	Actuel	Diff.	Liquidités	0%	100%	5.0%	17.5%	12.5%	Obligations	0%	100%	20.0%	35.0%	15.0%	Actions	0%	65%	20.0%	31.5%	11.5%	Autres	0%	100%	55.0%	16.0%	-39.0%	Total			100.0%	100.0%		<table border="1"> <thead> <tr> <th>Mtd</th> <th>-1.12%</th> </tr> <tr> <th>Ytd</th> <th>-0.20%</th> </tr> </thead> <tbody> <tr><td>2020</td><td>0.26%</td></tr> <tr><td>2019</td><td>8.23%</td></tr> <tr><td>2018</td><td>-4.51%</td></tr> <tr><td>2017</td><td>5.55%</td></tr> <tr><td>2016</td><td>-0.21%</td></tr> <tr><td>2015</td><td>11.19%</td></tr> <tr><td>2014</td><td>5.56%</td></tr> <tr><td>2013</td><td>18.67%</td></tr> <tr><td>2012</td><td>18.92%</td></tr> </tbody> </table>	Mtd	-1.12%	Ytd	-0.20%	2020	0.26%	2019	8.23%	2018	-4.51%	2017	5.55%	2016	-0.21%	2015	11.19%	2014	5.56%	2013	18.67%	2012	18.92%	<table border="1"> <tbody> <tr><td>Taux Rend. Compos</td><td>5.95%</td></tr> <tr><td>Ecart Type</td><td>3.83%</td></tr> <tr><td>Gain-Déviations</td><td>3.76%</td></tr> <tr><td>Perte-Déviations</td><td>4.07%</td></tr> <tr><td>Information ratio</td><td>1.55</td></tr> <tr><td>Max Drawdown</td><td>-8.56%</td></tr> <tr><td>Mois Positifs</td><td>62.96%</td></tr> </tbody> </table>	Taux Rend. Compos	5.95%	Ecart Type	3.83%	Gain-Déviations	3.76%	Perte-Déviations	4.07%	Information ratio	1.55	Max Drawdown	-8.56%	Mois Positifs	62.96%
	Min.	Max.	Neutre	Actuel	Diff.																																																																						
Liquidités	0%	100%	5.0%	17.5%	12.5%																																																																						
Obligations	0%	100%	20.0%	35.0%	15.0%																																																																						
Actions	0%	65%	20.0%	31.5%	11.5%																																																																						
Autres	0%	100%	55.0%	16.0%	-39.0%																																																																						
Total			100.0%	100.0%																																																																							
Mtd	-1.12%																																																																										
Ytd	-0.20%																																																																										
2020	0.26%																																																																										
2019	8.23%																																																																										
2018	-4.51%																																																																										
2017	5.55%																																																																										
2016	-0.21%																																																																										
2015	11.19%																																																																										
2014	5.56%																																																																										
2013	18.67%																																																																										
2012	18.92%																																																																										
Taux Rend. Compos	5.95%																																																																										
Ecart Type	3.83%																																																																										
Gain-Déviations	3.76%																																																																										
Perte-Déviations	4.07%																																																																										
Information ratio	1.55																																																																										
Max Drawdown	-8.56%																																																																										
Mois Positifs	62.96%																																																																										
 <p>GreenEthica Flexible</p> <p>2012 2013 2014 2015</p> <p>1 2 3 4 5 6 7</p>	<table border="1"> <thead> <tr> <th></th> <th>Min.</th> <th>Max.</th> <th>Neutre</th> <th>Actuel</th> <th>Diff.</th> </tr> </thead> <tbody> <tr> <td>Liquidités</td> <td>0%</td> <td>100%</td> <td>5.0%</td> <td>16.5%</td> <td>11.5%</td> </tr> <tr> <td>Obligations</td> <td>0%</td> <td>100%</td> <td>30.0%</td> <td>18.5%</td> <td>-11.5%</td> </tr> <tr> <td>Actions</td> <td>0%</td> <td>100%</td> <td>40.0%</td> <td>65.0%</td> <td>25.0%</td> </tr> <tr> <td>Autres</td> <td>0%</td> <td>100%</td> <td>25.0%</td> <td>0.0%</td> <td>-25.0%</td> </tr> <tr> <td>Total</td> <td></td> <td></td> <td>100.0%</td> <td>100.0%</td> <td></td> </tr> </tbody> </table>		Min.	Max.	Neutre	Actuel	Diff.	Liquidités	0%	100%	5.0%	16.5%	11.5%	Obligations	0%	100%	30.0%	18.5%	-11.5%	Actions	0%	100%	40.0%	65.0%	25.0%	Autres	0%	100%	25.0%	0.0%	-25.0%	Total			100.0%	100.0%		<table border="1"> <thead> <tr> <th>Mtd</th> <th>-1.94%</th> </tr> <tr> <th>Ytd</th> <th>-2.63%</th> </tr> </thead> <tbody> <tr><td>2020</td><td>10.91%</td></tr> <tr><td>2019</td><td>10.64%</td></tr> <tr><td>2018</td><td>-6.39%</td></tr> <tr><td>2017</td><td>7.51%</td></tr> <tr><td>2016</td><td>-2.79%</td></tr> <tr><td>2015</td><td>13.58%</td></tr> <tr><td>2014</td><td>10.33%</td></tr> <tr><td>2013</td><td>20.37%</td></tr> <tr><td>2012</td><td>18.72%</td></tr> </tbody> </table>	Mtd	-1.94%	Ytd	-2.63%	2020	10.91%	2019	10.64%	2018	-6.39%	2017	7.51%	2016	-2.79%	2015	13.58%	2014	10.33%	2013	20.37%	2012	18.72%	<table border="1"> <tbody> <tr><td>Taux Rend. Compos</td><td>7.20%</td></tr> <tr><td>Ecart Type</td><td>4.51%</td></tr> <tr><td>Gain-Déviations</td><td>4.23%</td></tr> <tr><td>Perte-Déviations</td><td>5.09%</td></tr> <tr><td>Information ratio</td><td>1.60</td></tr> <tr><td>Max Drawdown</td><td>-11.18%</td></tr> <tr><td>Mois Positifs</td><td>68.15%</td></tr> </tbody> </table>	Taux Rend. Compos	7.20%	Ecart Type	4.51%	Gain-Déviations	4.23%	Perte-Déviations	5.09%	Information ratio	1.60	Max Drawdown	-11.18%	Mois Positifs	68.15%
	Min.	Max.	Neutre	Actuel	Diff.																																																																						
Liquidités	0%	100%	5.0%	16.5%	11.5%																																																																						
Obligations	0%	100%	30.0%	18.5%	-11.5%																																																																						
Actions	0%	100%	40.0%	65.0%	25.0%																																																																						
Autres	0%	100%	25.0%	0.0%	-25.0%																																																																						
Total			100.0%	100.0%																																																																							
Mtd	-1.94%																																																																										
Ytd	-2.63%																																																																										
2020	10.91%																																																																										
2019	10.64%																																																																										
2018	-6.39%																																																																										
2017	7.51%																																																																										
2016	-2.79%																																																																										
2015	13.58%																																																																										
2014	10.33%																																																																										
2013	20.37%																																																																										
2012	18.72%																																																																										
Taux Rend. Compos	7.20%																																																																										
Ecart Type	4.51%																																																																										
Gain-Déviations	4.23%																																																																										
Perte-Déviations	5.09%																																																																										
Information ratio	1.60																																																																										
Max Drawdown	-11.18%																																																																										
Mois Positifs	68.15%																																																																										

[1] Nouveaux paramètres d'Investissement depuis 09/2009

Niveau de Risque 1 2 3 4 5 6 7

Disclaimer

Ce document a été préparé uniquement à des fins d'information générale. FIA Asset Management S.A. ("FIA") décline expressément toute responsabilité pour les pertes ou les dommages, qu'ils soient directs, indirects, prévisibles ou imprévisibles, engagés ou subis par tout utilisateur de ce document ou des informations fournies dans ce document. Les informations contenues dans ce document ont été produites par FIA. L'exactitude, l'exhaustivité ou la pertinence des informations spécifiées ne sont pas un gage bien que ces informations aient été établies à partir de données sérieuses, considérées comme fiables et à caractère complet. Le présent document ne doit pas être interprété comme un conseil en investissement et n'est pas destiné à le devenir. Il n'est pas un avis fiscal, juridique ou une incitation à la souscription. Les utilisateurs de ce document sont invités à demander des conseils professionnels en ce qui concerne l'une quelconque des ces questions. Les données de performances indiquées reflètent la performance passée et ne devraient pas être considérées comme une indication ou une garantie de performance future; aucune représentation ou garantie, expresse ou implicite, n'est faite concernant la performance future. Ce document ne doit pas être reproduit sans l'autorisation préalable de FIA.

Venise, 01 mars 2018

FIA Asset Management S.A. a été primée aux DIAMAN Asset Manager Awards 2018 pour la cinquième année pour la gestion d'actifs de ses mandats discrétionnaires en 2017.



1^{er} Place
Balanced



1^{er} Place
Fixed Income



1^{er} Place
Fixed Income



1^{er} Place
Balanced



3^{ème} Place
Balanced



2^{ème} Place
Flexible



2^{ème} Place
Flexible



1^{er} Place
Flexible



1^{er} Place
Flexible



2^{ème} Place
Equity



2^{ème} Place
Balanced



4^{ème} Place
Equity



2^{ème} Place
Equity



3^{ème} Place
Fixed Income